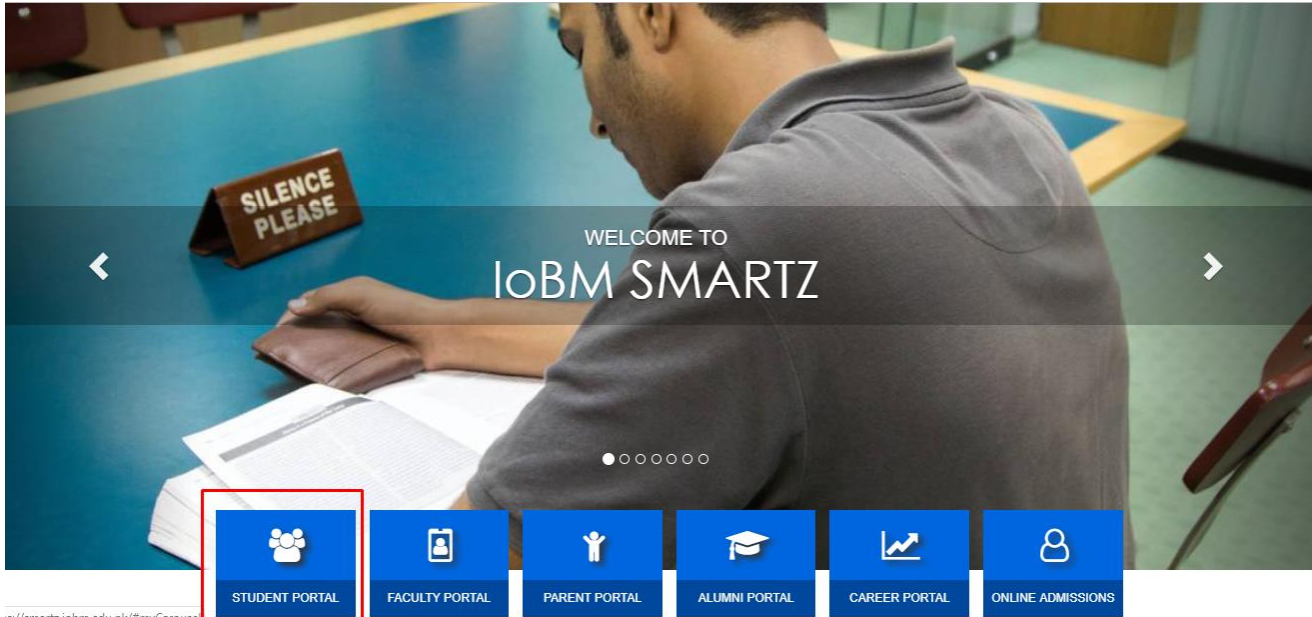


# IOBM SMARTZ STUDENT GUIDE

---

# 1. Portal URL

Go to this link "<https://smartz.iobm.edu.pk> "  
and click on " **STUDENT PORTAL**"



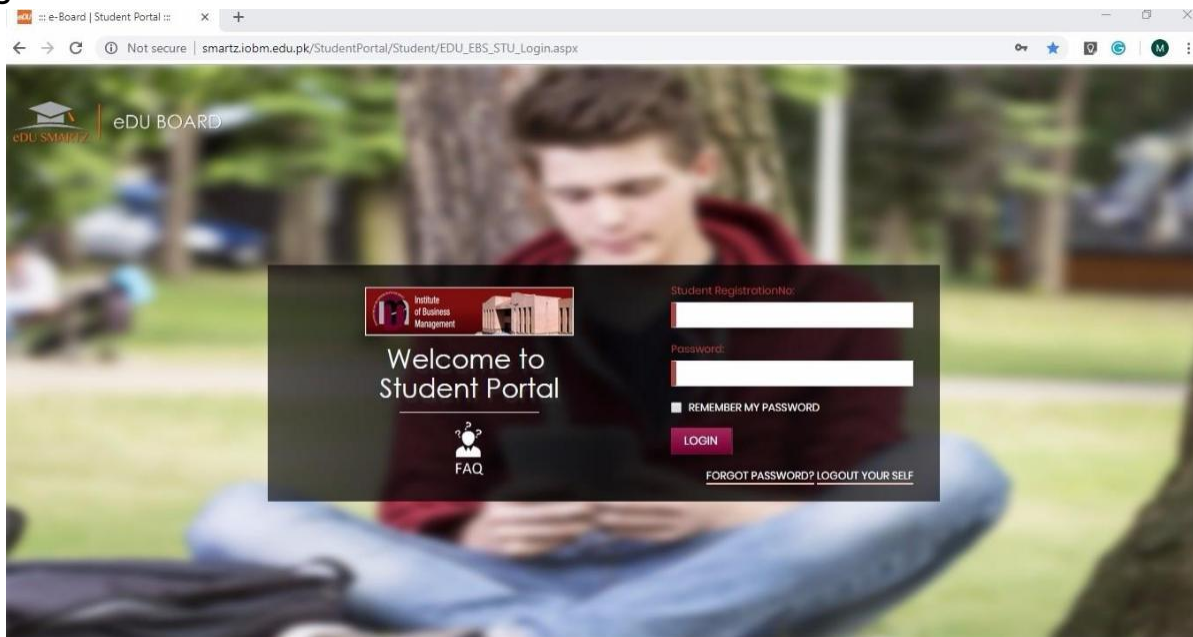
is://smartz.iobm.edu.pk/#myCarousel

## 2. Login

Enter your Student Registration Number and Password

e.g.

Registration no. 20181-12345



## 3. Dashboard

After successful login, following "DASHBOARD" will appear.

To change your password, click on "Change Password" option as highlighted in yellow

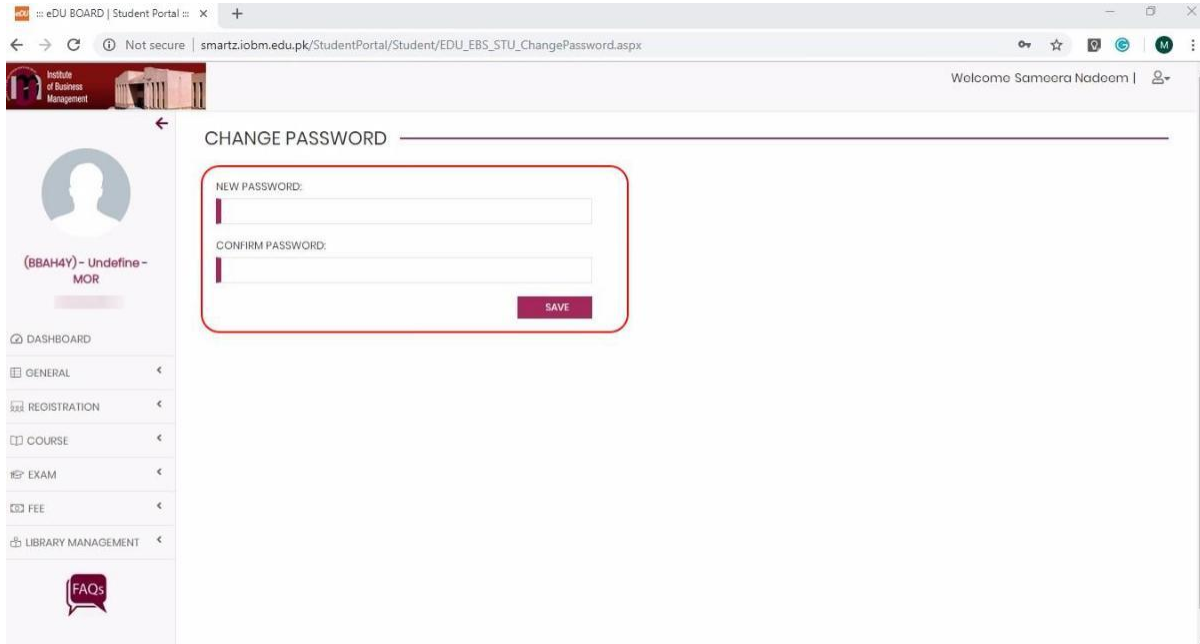
The screenshot displays the eDU BOARD Student Portal dashboard. The page title is "DASHBOARD" and the user is logged in as "Welcome". The dashboard includes a user profile section with a "Change Password" option highlighted in yellow. Below this, there is a course card for "PAKISTAN ECON..." by "MUHAMMAD ZUB..." in "ROOM-N/A" with a "TIMING-MON 09:00 ...". The dashboard also features a "TASKS" section with four items: "To get admission in IBA." (25-Jun), "To enroll again in Astron..." (01-Jan), "To be kick out from lobm..." (30-Apr), and "A+ in last 10 courses" (02-May). An "ANNOUNCEMENTS" section shows a "CLASS UNIVERSITY" announcement. A calendar for "OCT, 2018" is displayed on the right, with a legend for "Today", "Class", "Semester Break", and "Holidays".

SUN	MON	TUE	WED	THU	FRI	SAT
30	01 OCT	2	3	4	5	6
7	8	9	10	11	12	13
14	15	16	17	18	19	20
21	22	23	24	25	26	27
28	29	30	31	01 NOV	2	3

## 4. Change Password

Enter your desired password and confirm password in the given text boxes.

Then Press **"SAVE"** button. It will change your password.



The screenshot displays a web browser window with the URL `smartz.iobm.edu.pk/StudentPortal/Student/EDU_EBS_STU_ChangePassword.aspx`. The page title is "CHANGE PASSWORD". On the left, there is a sidebar menu with the following items: DASHBOARD, GENERAL, REGISTRATION, COURSE, EXAM, FEE, and LIBRARY MANAGEMENT. Below the menu is an "FAQs" icon. The main content area contains a form with two text input fields: "NEW PASSWORD:" and "CONFIRM PASSWORD:". A red rectangular box highlights these two fields and the "SAVE" button located below them. The "SAVE" button is a purple rectangle with white text. The user's name, "(BBAH4Y) - Undefined - MOR", is visible in the sidebar.

## 5. Course Registration Status

To view the list of your registered courses, go to "COURSE" navigation and select "COURSE" option

The following window will appear. You can see your courses registration status.

STUDENT COURSES    DROP COURSES

**STUDENT COURSES**

COURSE	COURSE CODE	SESSION	GRADE	SECTION CODE	TIMINGS	FACULTY
BUSINESS COMMUNICATION	COM402	Fall - 2019		A-1009	CBM205 Monday (12:30:00 - 14:00:00), CBM205 Wednesday (12:30:00 - 14:00:00)	Nasir Ullah Khan
BUSINESS ECONOMICS	ECO409	Fall - 2019		A-1698	CREKCLG302 Saturday (09:00:00 - 12:00:00)	Irfan Lal
FINANCIAL ACCOUNTING	ACC419	Fall - 2019		A-1357	CBM108 Monday (14:15:00 - 15:45:00), N/A Wednesday (14:15:00 - 15:45:00)	Faculty Member
MANAGEMENT AND ORGANIZATIONAL DYNAMICS	MAN418	Fall - 2019		A-1358	CBM421 Thursday (09:00:00 - 10:30:00), CBM421 Tuesday (09:00:00 - 10:30:00)	Shagufta Raffif
MARKETING MANAGEMENT	MKT402	Fall - 2019		A-5088	N/A Monday (09:00:00 - 10:30:00), N/A Wednesday (09:00:00 - 10:30:00)	Dr. Adnan Bashir
QUANTITATIVE ANALYSIS FOR DECISION MAKING	STA411	Fall - 2019		A-1359	IT ROOM303 Thursday (12:30:00 - 14:00:00), IT ROOM303 Tuesday (12:30:00 - 14:00:00)	Dr. Taj Uddin

Grade X is short of attendance

## 6. Drop Courses

To drop any of your existing course, go to "REGISTRATION" navigation and select "DROP COURSE" option.

Below window will appear with your registered courses in current semester.

### Step 1:-

Select the course which you want to drop by clicking on checkbox against it. Step 2:-

After selection press "DROP" button.

### Step 3:-

A pop window will appear asking for confirmation. Press Ok.

The screenshot shows the 'REGISTERED COURSES' page on the eDU BOARD Student Portal. The page title is 'Select the course for drop'. The table below lists the registered courses:

FEEBILL NO.	COURSES	COURSE CODE	CREDIT HOUR (TH) + (PR)	SECTION CODE	FACULTY	TIME TABLE	FEE
<input checked="" type="checkbox"/>	ANALYSIS OF PAKISTANI INDUSTRY	MAN408	3+0	A-1073	SADIA MANSOOR	MON   2:15PM - 3:45PM   SSKBLDC504, WED   2:15PM - 3:45PM   SSKBLDC504	15,900.00
<input type="checkbox"/>	BUSINESS & PROFESSIONAL SPEECH	COM202	3+0	B-1007	SHUMAILA OMAR	MON   10:45AM - 12:15PM   CBM313, WED   10:45AM - 12:15PM   CBM313	15,900.00
<input type="checkbox"/>	CORPORATE FINANCE	FIN503	3+0	Z-1241	Syed Sarmad Hasan	SAT   2:00PM - 5:00PM   CBM103	15,900.00
<input type="checkbox"/>	STRATEGIC MANAGEMENT	MAN405	3+0	A-2251	JAVAID AHMED	MON   9:00AM - 10:30AM   CBM219, WED   9:00AM - 10:30AM   CBM219	15,900.00
<input type="checkbox"/>	SMALL BUS. & ENTREPRENEURSHIP	ENT403	3+0	D-2015	Ayesha Fahad	SAT   9:00AM - 12:00PM   CREKCLG106	15,900.00

Below the table, the following information is displayed:

- Refund Amount: 15,900.00
- Total Fine: 0.00
- Total Refund (After Fine): 15,900.00
- Total: 15900

A red box highlights the 'DROP COURSE' option in the left sidebar and the 'DROP' button in the bottom right corner. A red arrow points from the 'DROP COURSE' option to the 'DROP' button. The text 'after select press this button' is written below the 'DROP' button.

Note: This option works for a given time only.

## 7. FEE LEDGER

To view your balance and recent transactions, go to "FEE" navigation and select "My General Ledger" option. Below window will appear.

1. You can see your current balance, deferment and scholarship in the grid of Current Balance. (Scholarship row will be visible only to those students who have the scholarship available in current semester)

Student :  
 Program Structure: (MASTERS) - MBA Regular 2Y - MOR  
 Current Balance : 53800  
 Loan/Deferment : 0

Created By	Description	Fee Nature	Session	Date	Charge (DR)	Payment (CR)	Current Balance
muhammad.nadeem	Advance MIB MCB ISLAMIC BANK 032 PO#00237412		Fall - 2019	25 May 2019 12:00:00	0	-73800	-73800
amir.ali	Fee Structure	Security Deposit	Fall - 2019	31 May 2019 12:00:00	15000	0	-58800
jibran.siddiqui	Fee Structure	Registration Fee	Fall - 2019	28 August 2019 01:21:42	10000	0	-48800
jibran.siddiqui	Fee Structure	Tuition Fee Charge	Fall - 2019	28 August 2019 01:21:42	102600	0	53800

Page Size:  4 Items In 0 Pages